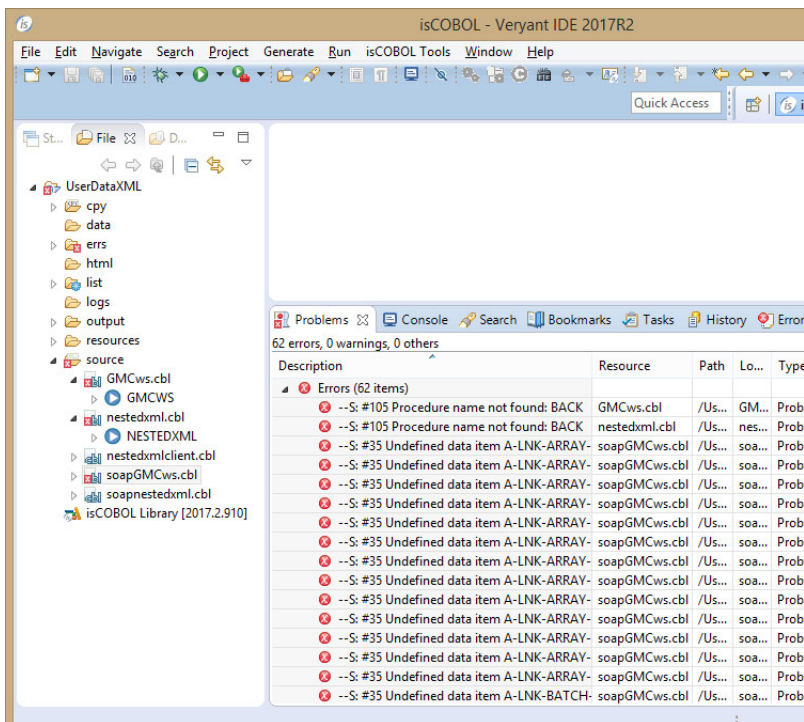


How to filter the problems view to avoid seeing the errors of so many different programs in a project?

Author: Veryant Support

Saved From: <http://support.veryant.com/support/phpkb/question.php?ID=287>

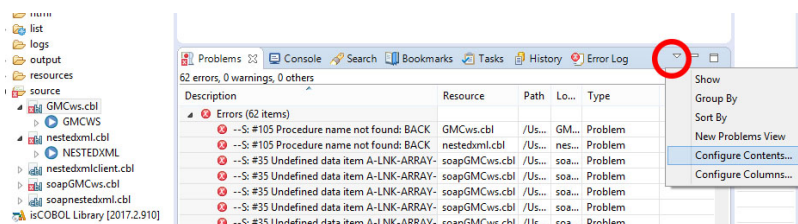
Consider that you have a project like the following, showing errors on 3 programs and one of them have so many errors.



And you want to see the errors of GMCws.cbl and nestedxml.cbl only.

Do the following:

1) Click the down arrow on the Problems view and click the "Configure contents" option



2) The following dialog will appear, set the "Show items that match any configuration checked below" radio button, set the "Configurations:" and the "Scope" as seen below and click [OK]

ts

Configure Contents

Show all items

Show items that match all the configurations checked below

Show items that match any configuration checked below

Configurations:

All Errors

Warnings on Selection

Errors/Warnings on Selection

Errors/Warnings on Project

New

Remove

Rename

▼ Scope

On any element

On any element in same project

On selected element only

On selected element and its children

On working set: Window Working Set

Select...

▼ Description:

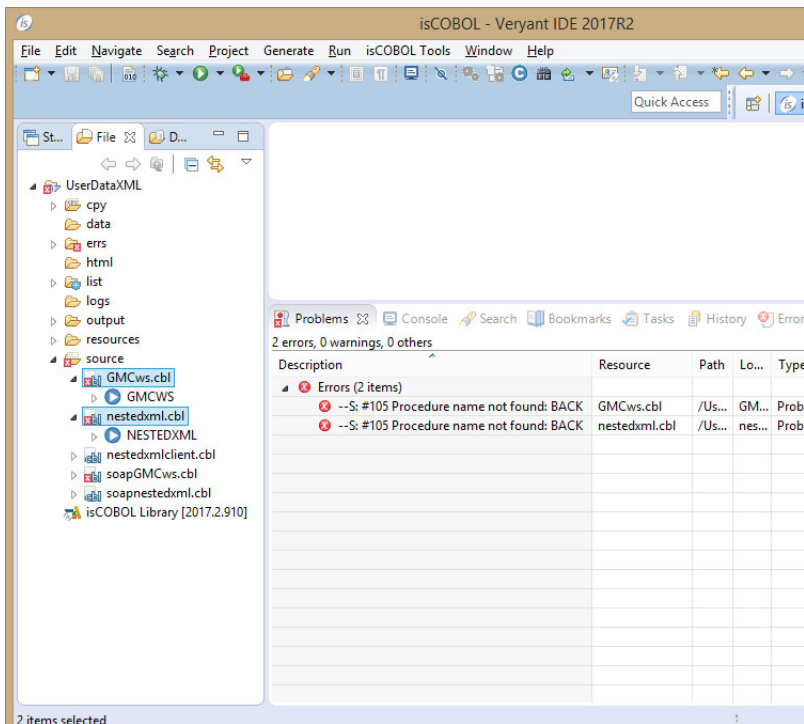
Text: Problems

Where severity is: ☒ Error ☒ Warning ☐ Info

Page 2/3

PDF generated by PHPKB Knowledge Base Script

3) Then if you select the GMCws.cbl and the nestedxml.cbl on the project explorer view (on the left) you will get the errors of those programs only



4) Also, if you select only the soapGMCws.cbl you will see the errors of that program only

